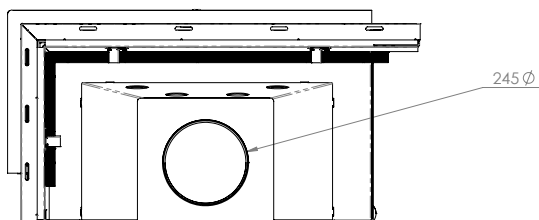
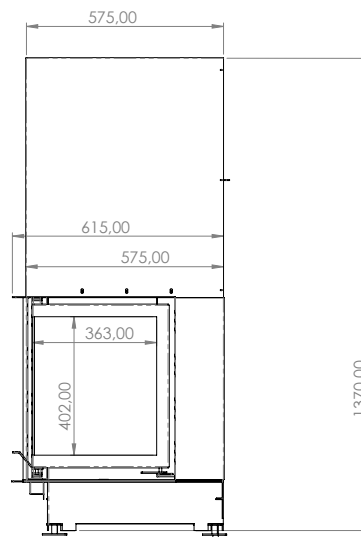
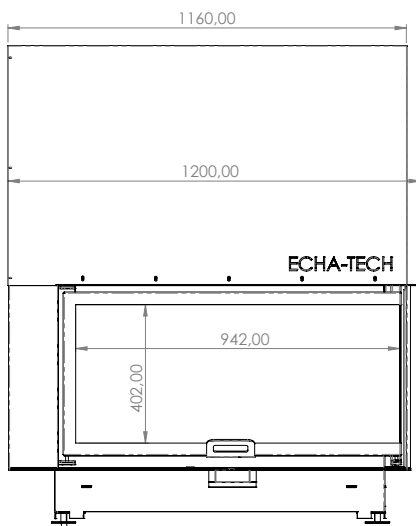


CORNER 110 R



Model	CORNER 110 R
Heating power range (kW)	8,5 - 22,5
Heating efficiency (%)	85
Weight (kg)	320
Material	Steel
Fuel type	Wood
Exhaust outlet diameter (mm)	250
Exhaust gas temperature (°C)	265
Max Wood height (cm)	20
Glass	Ceramic
Stone	Vermiculite
Warranty (Year)	5

Technical drawing



Certificates

