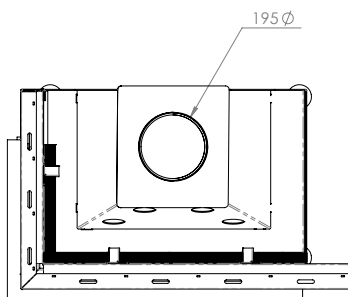
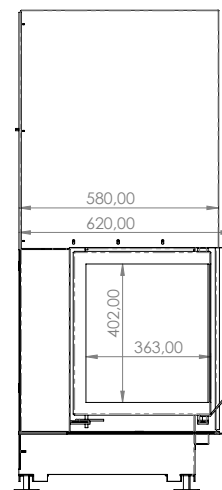
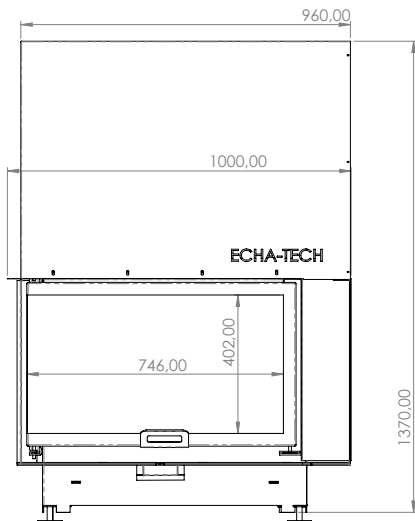


# CORNER 90 L



Model	CORNER 90 L
Heating power range (kW)	8 - 21
Heating efficiency (%)	85
Weight (kg)	280
Material	Steel
Fuel type	Wood
Exhaust outlet diameter (mm)	200
Exhaust gas temperature (°C)	250
Max Wood height (cm)	20
Glass	Ceramic
Stone	Vermiculite
Warranty (Year)	5

## Technical drawing



## Certificates

