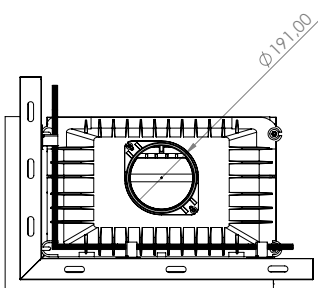
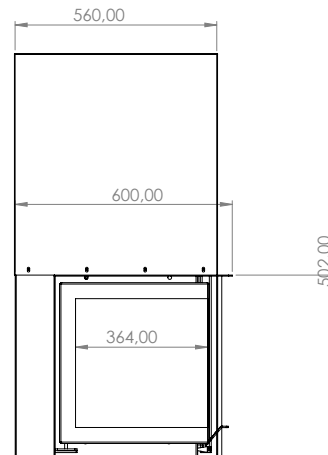
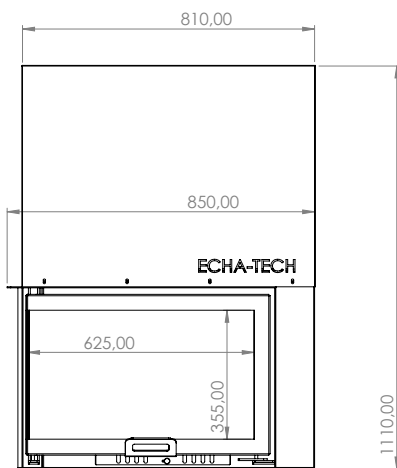


FONT 700 L G



Model	FONT 700 L G
Heating power range (kW)	6 - 17
Heating efficiency (%)	85
Weight (kg)	200
Material	Steel
Fuel type	Wood
Exhaust outlet diameter (mm)	200
Exhaust gas temperature (°C)	230
Max Wood height (cm)	20
Glass	Ceramic
Stone	Vermiculite
Warranty (Year)	5

Technical drawing



Certificates

