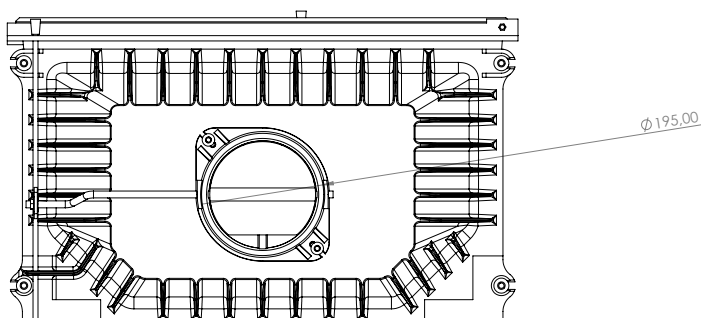
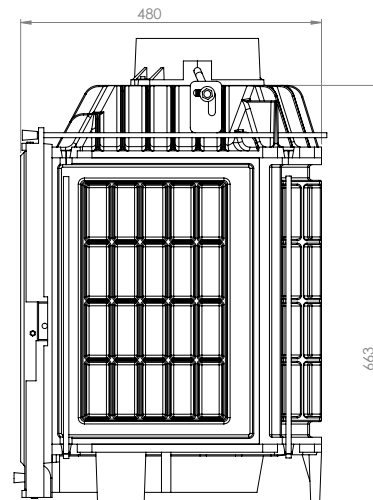
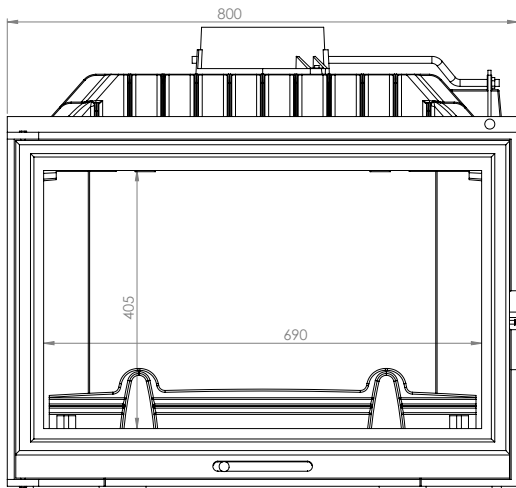


# FONT 800



Model	FONT 800
Heating power range (kW)	8 - 21
Heating efficiency (%)	87
Weight (kg)	205
Material	Cast
Fuel type	Wood
Exhaust outlet diameter (mm)	200
Exhaust gas temperature (°C)	180
Max Wood height (cm)	20
Glass	Ceramic
Stone	Vermiculite
Warranty (Year)	5

## Technical drawing



## Certificates

